




“ASPARAGUS AND ONION”

By Coriolana Simon

Photographing vegetables and fruits can be a welcome break from photographing flowers, and one can learn amazing details about the produce we see at the supermarket or at farm stands. I have an ongoing project I call “Edibles,” and this portrait of a red onion and a few stalks of asparagus is taken from it. I photographed the vegetables on a tiny table (actually an old slide projector stand) covered with black velvet, positioned near some windows. Camera: Canon EOS 5D Mark II with Canon 100mm macro lens. Exposure: 8 sec at f/29; ISO 400. Really Right Stuff tripod and ball head.



“At Moma”

By Coriolana Simon


In one of my “favorites” folders, I’ve kept a shot from the Museum of Modern Art in New York. As you see here, it shows nothing except a white wall pierced by an internal window opening and some faint shadows. The image is minimalist and reminds me of paintings by several great modern artists. Because of its unconventional nature vis-à-vis camera club fare, I’ve never entered it in a competition. This time, though, I thought it would be interesting to hear a professional’s comments during our spring critique session. He liked it. He did, however, make a few suggestions: to bring out the triangular shadows more and to put in more texture on the whiter part of the image. The results are here. Camera: Canon Powershot G15 (a point and shoot). Exposure: 1/15 sec at f/5.6; ISO 640.



“Window reflections No. 15”

By Doug Wolters

This is a shot of tree reflections in my double-glazed picture window. No PS manipulation at all. I have submitted this for a reflections competition; the judge threw it out because he did not think it was a reflection. The variety of shots I can get from the picture window reflections is quite amazing. I found Dave Powell’s suggestions very interesting. His suggestion of cropping it from the top works very well. Taken with an Olympus OM-D EM-1 Mark II, an Olympus 12-100 f/4.0 lens, 1/60 sec at f/14, ISO 800.



“Pink Glow”

By Doug Wolters

I submitted this because I was not convinced it worked & wanted an evaluation of the image. Yes, now I know that it really does not work very well. I should have seen it was back focused before submitting it. However, the ensuing discussion about focus bracketing – taking many shots with different focus points – I found very useful. Taken with a Lensbaby Sol 22mm lens on an Olympus OM-D EM-1 Mark II, 1/66 sc. At ISO 1000.




“Grand Central Station, NY”

By Dale Lewis

The Grand Central Station at 42nd St. NY, was taken on 2/25/23.


This photo was taken with a Canon EOS 6D Mark II at the following settings: 1/40 sec at f/5.6, ISO 6400, 16 mm (EF 16-35 mm f/4 L IS USM). It was processed in lightroom and Topaz Denoise AI. The judge wanted me to get a larger area and suggested taking the ceiling from the floor by lying down to get a good view.



“Arches at Union Station”

By Dale Lewis

The photo of Arches at Union Station DC was taken on 3/3/23. I joined Jim Turner with his meet-up group. It was very nice, I learned more about street photography. This photo was taken with a Canon EOS 6D Mark II at the following settings: 1/160 sec at f/5, ISO 1600, 21 mm (EF 16-35 mm f/4 L IS USM). It was processed in lightroom and Topaz Denoise AI. The judge wanted the uprights to be straight.



“Appalachia Sunset ”

By Suzanne Dater

David said that the image needs to be sharper—especially the sun--and there are spots in the sky, and suggested focus bracketing and noise reduction apps.



“Two Dalmatian Pelicans - Lake Kerkini, Greece”

By Suzanne Dater

David suggested using a mask to pull the brightness of the water down and a brush mask to lighten up the feathers of the birds, and to change the tonality of the shot. His view was that my monitor sensor needs to be recalibrated.